



## Optimist Club Fundraising Through HuTerra

HuTerra offers two ways to make money for the club – both are very easy to do once you download the HuTerra app (See next page for instructions on setting up HuTerra account). The first option is **SCAN ALL YOUR RECEIPTS**. Depending on the participating store, anywhere from 0.5% to 3.75% of your total purchase will be donated to the club.

The second fundraising option is to **BUY GIFT CARDS** through the HuTerra app. These can be used for personal use or there is a feature to purchase a gift card for someone else (Christmas & birthday shopping just got easier).

The best way to make money is to “double dip” on options one & two by buying a gift card, using it to make a purchase and then scanning your receipts afterwards. Buying gift cards usually offer more cash back to the club than just scanning a receipt. Example: Scanning a Target receipt will earn the club 0.5% of your purchase total, while buying a gift card will earn the club 3% of the total.

## Participating HuTerra Businesses

HuTerra is a nationwide app with thousands of stores, service centers, hotels and restaurants participating; locally there are over 300 businesses in the Green Bay area. Target, Walmart, Home Depot, Best Buy, Piggly Wiggly and Amazon are some of the big names but you can see a full list of businesses on the app.

## HuTerra and Amazon

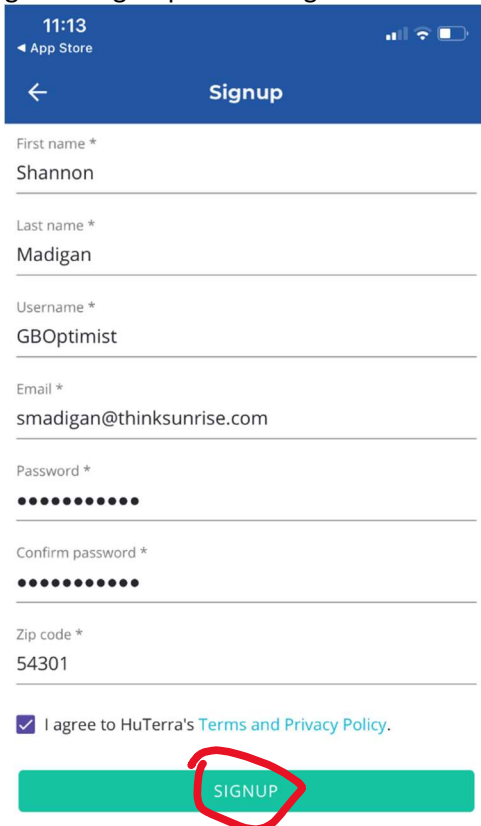
When you purchase an Amazon gift card, you can automatically send it to your Amazon account. As you make purchases, you will have the option to use the gift card on file or your credit card; you will not need to reenter the gift card number every time you check out. For those that are big Amazon shoppers, it's a good idea to purchase a gift card via Huterra and tie it to your Amazon account. As the balance gets low, purchase another Amazon gift card via Huterra and repeat the process. The club makes 2.95% of Amazon gift card purchases. I.e. If you buy \$100 gift card, the club gets \$2.95. Free money for the club and very convenient for the everyday Amazon shopper.

## How to Scan Receipts

1. Open HuTerra App and click on the purple button that says, “Find Local Stores & Scan to Give.”
2. Search and select the business where your receipt is from
3. Click on the green “Scan to Give” button
4. Type in the total amount of the receipt then click on “take photo”
5. Take a picture of the whole receipt and click “use photo”
6. Click the green “Submit” button
7. You'll be taken to a “Thank you” page where you can see how much money you made for the club.

## SIGNING UP FOR HUTERRA

1. Go to the App Store on your smart phone and download the "My HuTerra" app.
2. Once downloaded, click on the green "Sign Up" button
3. Fill in the necessary fields and click the green "Sign Up" button again.



11:13  
App Store

← Signup

First name \*  
Shannon

Last name \*  
Madigan

Username \*  
GBOptimist

Email \*  
smadigan@thinksunrise.com

Password \*  
••••••••

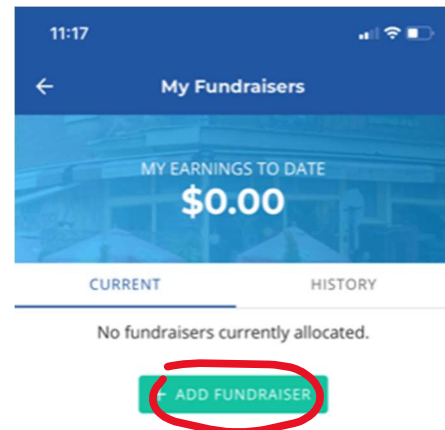
Confirm password \*  
••••••••

Zip code \*  
54301

☒ I agree to HuTerra's [Terms and Privacy Policy](#).

**SIGNUP**

4. Click on the green "Add Fundraiser" button




5. Search for and then select "Optimist Club of Green Bay Foundation"



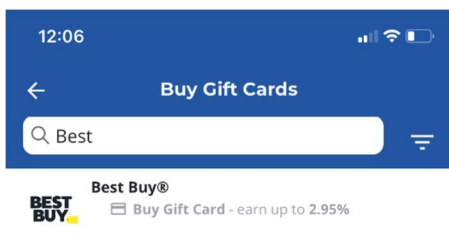
6. That's it. You're ready to start earning money for the club

## BUYING A GIFT CARD ON HUTERRA

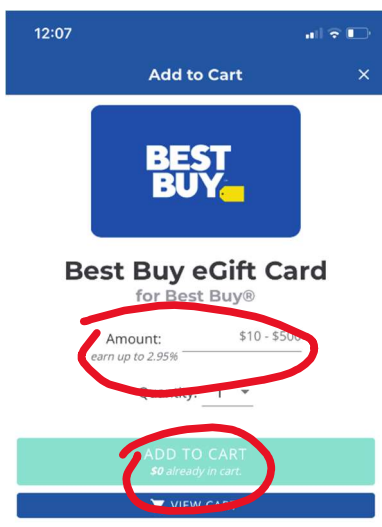
1. On the HuTerra app home page, select the giant blue button that says "Buy Gift Cards" button.



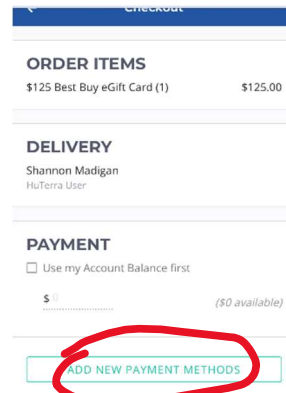
2. Search for the business you'd like to buy a gift card for.



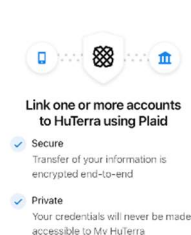
3. Enter the amount you want to purchase and click "add to cart"




4. Once in your cart, click on "Add New Payment Methods." Note: You'll only have to do this once. Future purchases will remember your payment info.




5. You'll be taken to a page to link your bank account. Click on "Continue."



6. Search and select your bank



7. Login into your bank account, using your bank account's username and password.



WELLS FARGO


Enter your credentials

Username

Password

Submit

8. You will probably be asked to verify your identity via text or email.



WELLS FARGO

Verify your identity

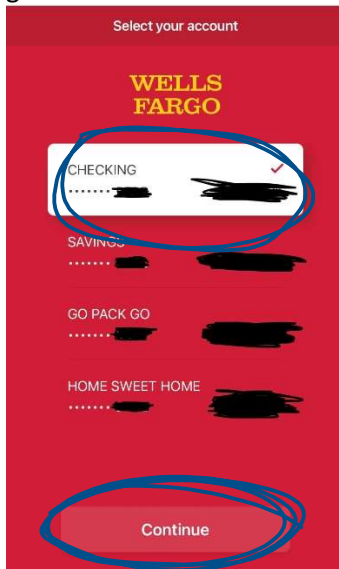
Where would you like to send your security code?

Text \*\*\*-\*\*\*-2587

Text \*\*\*-\*\*\*-2587

Phone \*\*\*-\*\*\*-2587

9. Select the specific bank account you want the gift card funds drawn from and click "continue"



WELLS FARGO

Select your account

CHECKING

SAVINGS

GO PACK GO

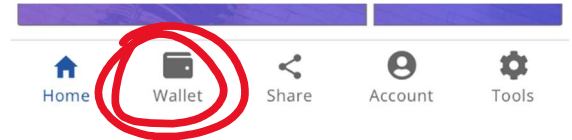
HOME SWEET HOME

Continue

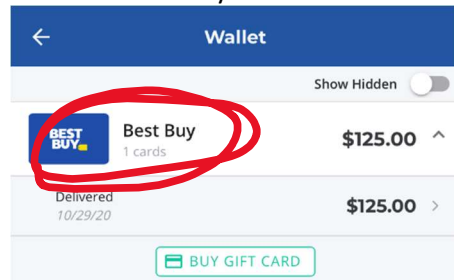
10. That's it. You'll be able to place your order for your gift cards.

### USING A GIFT CARD ONCE IT'S BEEN PURCHASED

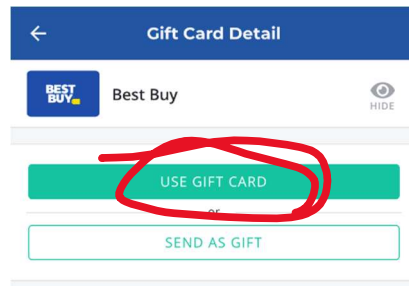
1. At the bottom of your home page, click on "wallet."



2. Click on the card you want to use.



3. Click on "Use Gift Card."



4. You can either use the gift card in person by printing the page out and taking it to the business or you can use it electronically by entering the gift card code at checkout.

